









|   |                                    |   |  |
|---|------------------------------------|---|--|
|     | Standard/Default                   | <ol style="list-style-type: none"> <li>1. Turn on machine</li> <li>2. Input a,b,d value</li> <li>3. Start spin, after spin stop</li> </ol>  | Clip on weights on both sides of rim edge                                      |
|    | ALU1                               | <ol style="list-style-type: none"> <li>1. Turn on machine</li> <li>2. Input a,b,d value</li> <li>3. Press ALU button, indicator lit up</li> <li>4. Start spin, after spin stop</li> </ol>   | Add adhesive weights on the rim shoulder both sides                            |
|    | ALU2                               | <ol style="list-style-type: none"> <li>1. Turn on machine</li> <li>2. Input a,b,d value</li> <li>3. Press ALU button, indicator lit up</li> <li>4. Start spin, after spin stop</li> </ol>   | Clip on weight on inside rim edge, add adhesive weight on outside rim shoulder |
|    | ALU3                               | <ol style="list-style-type: none"> <li>1. Turn on machine</li> <li>2. Input a,b,d value</li> <li>3. Press ALU button, indicator lit up</li> <li>4. Start spin, after spin stop</li> </ol>   | Add adhesive weights on the rim shoulder both sides                            |
|    | ALU4                               | <ol style="list-style-type: none"> <li>1. Turn on machine</li> <li>2. Input a,b,d value</li> <li>3. Press ALU button, indicator lit up</li> <li>4. Start spin, after spin stop</li> </ol>   | Clip on weight on inside rim edge, add adhesive weight on outside rim shoulder |
|    | ALU5                               | <ol style="list-style-type: none"> <li>1. Turn on machine</li> <li>2. Input a,b,d value</li> <li>3. Press ALU button, indicator lit up</li> <li>4. Start spin, after spin stop</li> </ol>   | Add adhesive weight on inside rim shoulder, clip on weight on outside rim edge |
|  | ALUS                               | <ol style="list-style-type: none"> <li>1. Turn on machine</li> <li>2. Press ALU button, indicator lit up</li> <li>3. Input aI,aE,d value</li> <li>4. Start spin, after spin stop</li> </ol> | Add adhesive weights on the two positions gauge head touch                     |
|  | Static mode, for motorcycle wheels | <ol style="list-style-type: none"> <li>1. Turn on machine</li> <li>2. Input a,b,d value</li> <li>3. Press ALU button</li> <li>4. Start spin, after spin stop</li> </ol>                     | Add adhesive weight  |